



Cotton Candy

M.R.S. Packaging Ltd

About M.R.S. Packaging Ltd

M.R.S. Packaging is the leader in providing high quality Fun Food Concession equipment and supplies for the entire Middle Eastern GCC Region.

We are a One Stop Supplier that offers name-brand, high quality concessions equipment and supplies to the entire Middle East, U.A.E , Dubai, Kuwait, Bahrain, Qatar, Oman, Saudi Arabia, Syria, Jordan & Lebanon.

We provide the best Concession Equipment, high quality supplies, delicious and easy-to-use Food Ingredients, and Food Service Disposable packaging options.

Our team is dedicated to making sure that you are taken care of, before and after sale. We provide you with excellent after-sales service, on-site installation of your equipment, operational training and advice on how to use and care for your machine, and a one-year warranty on the equipment.





Why do cotton candy concession?



- Cotton candy is one of those amazing foods which are easy to prepare & provide!
- Making cotton candy is incredibly easy with the right equipment in place
- Our flavors are indeed a crowd pleaser & guarantees to put a smile on every face!
- Cotton Candy machines & the ingredients are extremely economical
- Colorful, attractive item
- The ROI is remarkably quick
- Low food cost

- Cotton Candy Machine
- Flossine Concentrated Flavor + Sugar
- Cones, Bags or Air-Tight Plastic Containers
- Attractive Display
- Cotton Candy Stand



What do you
need for your
set-up?






Price :
4,700.00

#3017SS – Econo Floss

This deluxe version of the Econo Floss features a stainless steel cabinet, spun aluminum bowl & the Whirl Grip Floss Stabilizer.

Price AED
1,200.00



#3943 – Clear Double Bubble

To better control your spinning cotton candy & maintain safe operation, add a virtually indestructible bubble to your machine setup.

Cotton candy equipment

5

Cotton candy flavors – FLOSSINE

- #3451 – Vanilla Pink Flossine
- #3452 – Cherry Red Flossine
- #3453 – Blue Raspberry Flossine
- #3458 – Orange Flossine
- #3461 – Pina Colada Flossine
- #3462 – Banana Flossine
- #3466 – Green Apple Flossine

Mixing Instructions:

Use 1-2 tbsp. to 10
lb. sugar (either
cane sugar or beet
sugar)
Mix thoroughly



Flossine are the flavors
Price per jar: AED 150/- + VAT

By using this module, we can fix a tentative price list for the products.

Cotton candy profit calculator

Item	Description	Packing	Price/AED	Cost per Serving/AED
3451+	Flossines	1x1LB	130.00	0.06
Sugar	Sugar	1x2 Kg	5.00	0.06
3021	Candy floss cones	1x4000	650.00	0.16
Total cost				0.28
S. Price				10.00
Profit				9.72

1 Can flossine + 50 Kg Sugar will 2000 cones Mixing : 1 Kilo Sugar 1 Table spoon Flossine



By using this module, we can fix a tentative price list for the products.

Cotton candy flavors – FLOSSINE

- Your **COST** – Per serving
(Based on the packaging)
 - AED 0.28/-
- Your **SELLING PRICE** – Per Serving
 - AED 10.00/-
- Your **GROSS PROFIT** – Per Serving
 - AED 9.72/-

Assume to serve
100 customers
per day & yield
a profit of
approximately
AED 29,000.00/-
per month



Payback of investment within 7 days!



How to make cotton candy?

1. Grip cone as shown.



2. Break into web of floss with the cone.



3. Wind the sugar onto the cone.



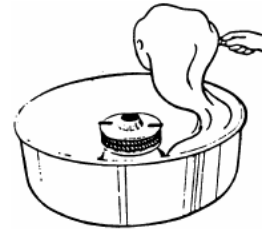
4. Lift web of floss from the pan and roll onto the cone.



5.




6.



7.



8.



Cotton candy tips

TIPS

- Bagged floss keeps a day or two, depending on the humidity
- Use bags to make & display cotton candy in advance – use cones for immediate sales
- If the machine will be used more than 20 feet from the power source, be sure to have an adequate extension cord

HOW TO PUT COTTON CANDY IN BAGS?

- Make a big & fairly firm cotton candy on a stick
- Hold the bag open with one hand while holding the cotton candy with the other
- Twist the serving gently down into the bag
- Twist the bag with the cone & floss inside, tie & display



Nifty facts on cotton candy!

Cotton Candy was originally called Fairy Floss. It was also called Spun Sugar!

Cotton Candy has only one ingredient, sugar. Fairy floss has been around since the 14th century, when it was a popular home made treat.

The first cotton candy machine was patented in 1899 by Wharton & Morisson.

Cotton Candy was a huge success upon its arrival at the World's Fair in 1904.

Fairy Floss and Spun Sugar started being called Cotton Candy in the 1920s.

National Cotton Candy Day is celebrated on November 7th.

Contact M.R.S. Packaging Ltd

M.R.S. Packaging Ltd

P.O.Box: 17074 | DWC Plot WB56 &
WB57 | Dubai Logistic City| DWC |
Dubai World Central | Dubai, United
Arab Emirates

Telephone: +971 4 887 9823

Manu Soni

Mobile: +971 50 644 7931

Email: msoni@mrspackaging.com

Website: www.mrspackaging.com

